

### Powerfin Chamois - INVPL Series

Made in the UK

The RJH POWERFIN CHAMOIS Double-Ended Polisher has been designed for industrial applications where the user requires exact speed and process control for the polishing of small components. The Powerfin Chamois complies with UK COSHH regulations and with the European Machinery Directive. All RJH industrial machines carry a 12 month warranty and are supplied with an operating manual.

#### KEY FEATURES

- Bench, pedestal or dust extraction mounted
- Through spindle with taper adaptors for use with polishing mops, finishing wheels or wire brushes
- Variable speed motor
- Rigid steel fabrication
- Excellent workpiece access
- Supplied with two 200 x 25mm mops – one loose leaf and one stitched calico

#### SAFETY FEATURES

- D.C. Injection braking, activated by the emergency stop
- No-volt overload push-button starter
- Motor thermal overload protection
- 110 volt control circuit (extraction versions only)
- Emergency stop
- Heavy duty adjustable polycarbonate eye shields
- Large adjustable mop guards with safe edging and 3" (approx. 76mm) spigots
- Protective sleeves on taper nose on both sides of the mop
- Dust extractor features:
  - ◇ 0.55kw motor
  - ◇ Tray collector for easier and cleaner waste handling
  - ◇ High quality polyester needlefelt filter

#### OPTIONAL REFINEMENTS

- Standard or heavy duty foot stop switch, latched, activates the motor braking system\*
- Flexible LED Floodlight\*
- Lockable operator/supervisor control\*
- Lockable "E" stop\*
- Drill chuck attachment\*

\* Please note that these items are factory fitted at the point of manufacture



Optional Drill Chuck Attachment



Guards



Optional Standard Foot Stop



**Extraction Mounted Powerfin Chamois** shown with optional standard foot stop switch and optional lockable "E" stop






**Bench Chamois**, shown with optional lockable "E" stop



Electric Controls

### Powerfin Chamois - INVPL Series - continued..

#### Safety Features:

FEATURE	DUST EXTRACTION	PEDESTAL	BENCH
Dust Extractor	√	X	X
Push-Button Stop 	√	√	√
Foot Stop 	Optional	Optional	X
110V Control Circuit 	√	X	X

#### Specification:

MODEL	DUST EXTRACTION	PEDESTAL	BENCH
	INVPL2001TE	INVPL2001TP	INVPL2001T
Motor	1.1kw	1.1kw	1.1kw
Motor Speed	500 to 3000rpm		
Electrical Supply	400V/3ph/50Hz or 440V/3ph/60Hz or 230V/1ph/50Hz		
Mop Size, diameter x width	200mm x 25mm		
Spindle Diameter	20mm		
Dimensions, width x depth x height (includes space required to open the control box door)	900 x 870 x 1360mm	900 x 900 x 1335mm	900 x 500 x 500mm
Weight	135kg	83kg	55kg

#### Dimensions:

